

User Manual PACSonWEB

Copyright © 2015 - 2021 Dobco Medical Systems NV

All rights reserved.

Thank you for using PACSonWEB. The goal of this user manual is to help you familiarise yourself with the way the system works and with its operating instructions in the most efficient manner possible.

Please first read the [general conditions of use](#) before using PACSonWEB.

Patient
I am a patient / I want to log in with a reference number.

Doctor
I am a doctor or healthcare organization and I want to log in with an account.

itsme .beID LOGIN WITH ITSME OR EID SAFEST CHOICE

or

Login with your account No account yet?

Email e.g. name@domain.com

WARNING: By using the system you agree to our general conditions of use. [Click here](#) to read our general conditions of use.

CONTINUE

Welcome to the portal of University Hospital ZELE.

> **I am a doctor or healthcare organization and I want to log in with an account.**
Only doctors or healthcare organizations can login via a user. After logging in you will receive a list of the medical imaging examinations you have requested, the examinations that have been shared with you or for which you are authorized to consult them and the examinations that you added to your personal list via a reference number.

A question or a problem? We are happy to help you!

Security
You are in the secure area of PACSonWEB. Please notice that all your actions are audited.

Manual
The manual is provided in electronic format. **Webversion** or **PDF**.

[Try our demo](#) [Privacy Policy](#) [Cookie Policy](#)

LABEL

About PACSonWEB - DOBCO Medical Systems
×


Support

If you have a problem or question, please consult our [support page](#).


Only during technical support:
[Click here to start TeamViewer](#)

Software identification


PACSonWEB V3.3.110



Release date: 2021-01-29




Company information



DOBCO Medical Systems N.V.
Nachtegaalstraat 6 W05
9240 Zele, Belgium
Website: www.dobcomed.com

User manuals



<http://manuals.pacsonweb.com/display/MANPOW3>
or [download the PDF](#)

Revision date: 2021-01-29

ref: TST100
CLOSE

BROWSER SUPPORT

These browsers are supported and have been validated for diagnostic use:

- Google Chrome (version 69.0 - 88.0)

These browsers are supported:

- Microsoft Edge (version 79.0 - 88.0)
- Firefox (version 62.0 - 85.0);
- Safari macOS (version 12.1 - 14.0)
- Safari iOS (version 11.3- 14.0)

These browsers allow access to the platform but are not recommended.

When used, it is indicated that some features may be disabled or may perform slowly

- Google Chrome (version 66.0 - 68.x)
- Microsoft Edge (version 36.0 - 78.x)
- Firefox (version 57.0 - 61.x)
- Internet Explorer (version 11.0 - 11.x)

INTENDED USE

PACSonWEB is a web based solution to distribute and visualize medical images and reports over the internet to requesting physicians and patients and among hospitals.

The embedded viewer contains image enhancement tools (window leveling, invert, spatial locator, reference lines, ...) and measurement functionalities (length, angle, vertical height, ...) that allow PACSonWEB to be used for diagnostic purposes.

The PACSonWEB viewer complies with European Directive 93/42/EEC concerning medical devices and is certified as a CE class IIa device.

INDICATIONS FOR USE

As a distribution medium, PACSonWEB is used to make medical images and reports, made at a hospital or private radiologist, available to the requesting physician over the internet.

The images are also available for reference to the patient. It is the decision of the radiology department if the report is also available to the patient or not.

Using the related reference codes, owned by the patient, the exam and report can easily be consulted by any physician that has a PACSonWEB account.

The images are available online for a period between 1 and 5 years, as determined by the sending radiology department.

As a diagnostic tool, PACSonWEB can be used by a radiologist to visualize and enhance available images and perform measurements in order to make a diagnosis. The report can be recorded within PACSonWEB.

WARNINGS

It is the responsibility of the user to assure



- that the monitor quality, ambient light and used image compression corresponds to the intended clinical usage !
- that PACSonWEB is used on a supported browser
- browser compatibility in case of an upgrade of the browser or the operating system of the device, used for running PACSonWEB
- a sufficiently performing internet connection (for viewing: 3G or higher, 0.5 Mb /sec or higher; for downloading: 4G or higher, 15 Mb/sec or higher)
- a sufficiently performing network connection (100 Mb LAN or higher, Wi-Fi 802.11 g or higher)

DISCLAIMER

Dobco Medical Systems is not liable for malfunctions and damage stemming from installation, configuration, relocation, remodeling, maintenance and repair performed by parties other than Dobco Medical Systems or authorised personnel of Dobco Medical Systems.

Dobco Medical Systems is not liable for malfunctions and damage to Dobco Medical Systems products that are/is attributable to products of other manufacturers that were not supplied by Dobco Medical Systems.

Dobco Medical Systems is not liable for malfunctions and damage due to non-compliance with the precautionary measures and operational methods specified in this user manual.

Dobco Medical Systems is not liable for malfunctions and damage stemming from use of the product under ambient conditions which are outside the scope of the terms of use specified in this user manual, such as power supply, installation environment, etc.

TRADEMARK

'PACSonWEB' is a registered trademark of Dobco Medical Systems.

WARNINGS

Consult the PACSonWEB operator manual for additional warnings and information regarding regulations.